

Marketing ROI Dashboard 2024

Year And Month

> 2024

3.1

Sum of Roas

10K

Sum of Conversions

1,562K

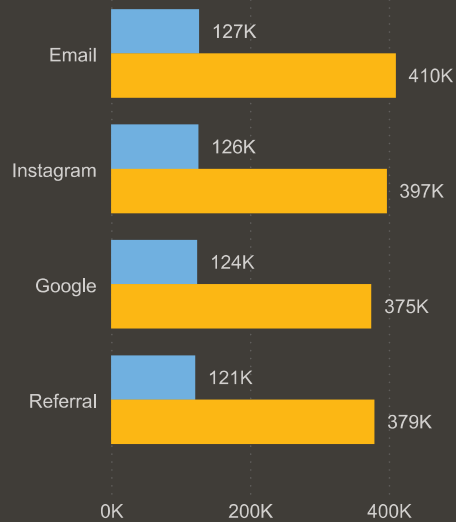
Sum of Revenue

498K

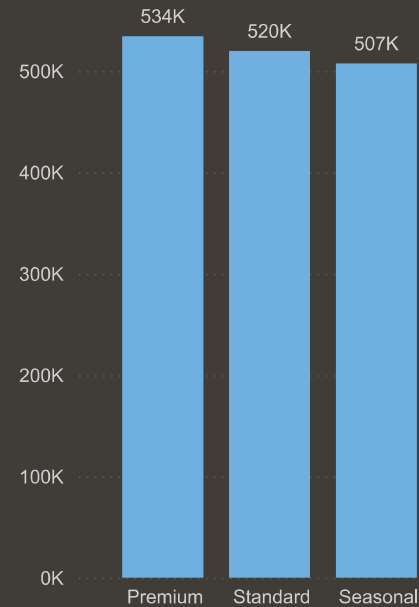
Sum of Ad Spend

Revenue vs. Cost by Channel

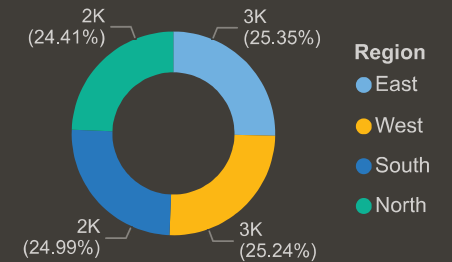
● Sum of Ad Spend ● Sum of Revenue



Revenue by Service Category



Conversions by Region



Region

- East
- North
- South
- West

Revenue by Month

